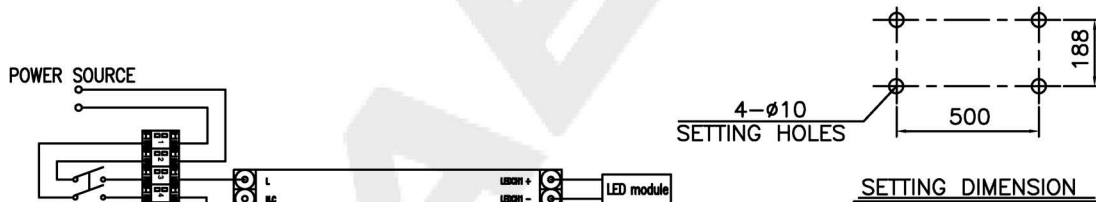
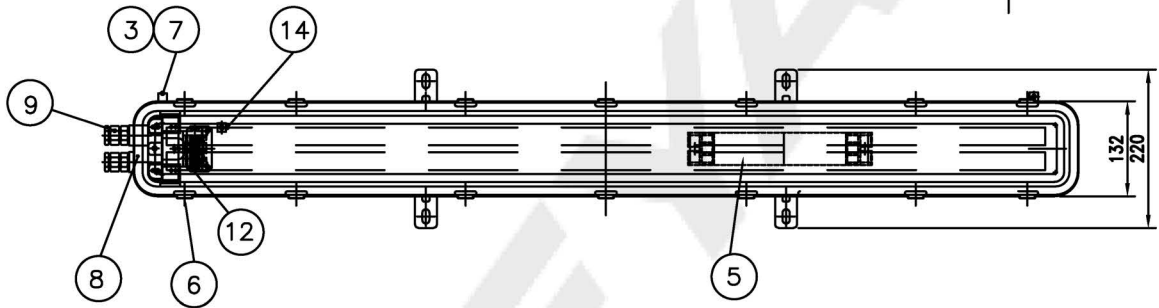
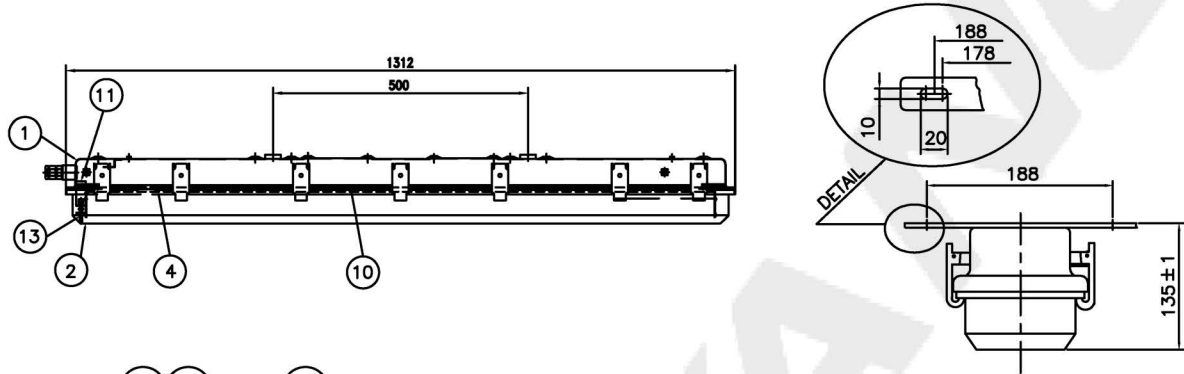


CAPACITY	SYMBOL/SERIAL NO.	CIRCUIT DIAGRAM
AC100-240V , 50/60Hz		
25W x 2		



CIRCUIT DIAGRAM

14	INSIDE EARTH BOLT	STAINLESS STEEL304	1		7	OUTSIDE EARTH BAR	STAINLESS STEEL304	2	
13	INTERLOCK SHAFT	BRASS	1		6	LATCH	STAINLESS STEEL316L	14	
12	TERMINAL BLOCK	-	1	4P	5	LED driver	-	1	
11	INTERLOCK SWITCH	-	1		4	LED module	-	2	4,000K
10	REFLECTOR	STEEL	1		3	OUTSIDE EARTH BOLT	STAINLESS STEEL304	2	M6
9	CABLE GLAND(M20)	BRASS	2	OS-E1UF 16 (φ9~φ15.5)	2	GLOBE	POLYCAR-BONATE	1	
8	GLAND HUB	STAINLESS STEEL316L	2		1	BODY	STAINLESS STEEL316L	1	
NO	NAME OF PART	MATERIAL	Q'TY	REMARK	NO	NAME OF PART	MATERIAL	Q'TY	REMARK

APPROVED	B. K. KIM	UNIT	MM	TITLE: INCREASED SAFETY LED CEILING LIGHT (Ex db eb mb op is IIC T4 Gb) FOR MARINE USE				
CHECKED		SCALE	N/S					
DESIGN	B. I. KIM	COLOR	N-9.3					
DATE	2015.12.04	IP	67					
					MODEL NO.	EXLED-225ed-550UWM16UF2HC40-R10	WEIGHT	9.5 kg
					DWG NO.	L71370296	SHEET NO.	18